



Division of Educational Services
Instructional Services

The Arts

BEINGS OF MYTH AND MAGIC

A Fairy Handbook for Grades TK-1

Presented by
Louisa Higgins, Arts Administrator
Riverside County Office of Education



INTRODUCTION

This little workbook was put together in anticipation of a class called THE WONDER OF FAIRIES. The idea for this class came about after my friend, Artist Selena Wilson, showed me these fairy houses she created. "How fun!" I thought. We should have a class for "littles" around the awe, wonder, and joy of fairies, with the fairy houses as the culminating project.

So, over the summer, I started putting together a slide deck and this workbook with a variety of books and activities that are available for teachers to use when considering a unit on fairies for their students.

I am a multiple subject teacher and an art specialist, but no expert on early childhood education, so I leave it up to you to figure out how to use this material in the best way possible, as I'm sure you'll do.

Feel free to email me any photos of student work and/or experiences, or your own unique ideas, as I would love to see how this effort takes on new life in your capable hands.

Many thanks to Isaac Hernandez, who helped me start the slide deck, the main presenter and inspiration for the project, Selena Wilson, and Callie Neal, the dancer who choreographed a fairy dance for the class.



BACKGROUND KNOWLEDGE ABOUT FAIRIES

Folklore in Many Countries

Fairies, the ethereal beings of folklore and mythology, have captivated human imagination for centuries. Believed to reside in the realms of nature, these enchanting creatures are known for their delicate beauty, mischievous nature, and symbolic significance in various cultures.

The origins of fairies can be traced back to ancient folklore and legends from different cultures around the world, as the concept of fairy-like beings can be found in ancient Greek, Roman, and Celtic mythology.

In Celtic folklore, fairies were known as "Tuatha Dé Danann," a divine race of supernatural beings who possessed magical powers and resided in the Otherworld.

Fairies are often described as small, humanoid creatures with delicate features, gossamer wings, and an otherworldly glow. However, their appearances can vary widely across different cultures and traditions.

They are believed to possess a close connection to nature, with some legends portraying them as guardians of forests, lakes, or meadows.

Fairies are renowned for their mischievous nature, playing pranks on unsuspecting humans. However, not all fairies are mischievous; some are known to be benevolent and offer assistance or protection to those who show them respect and kindness.

Fairies hold a significant place in various cultural and mythological traditions. In European folklore, fairies were believed to be intermediaries between the human and spirit world.

Throughout history, fairies have been associated with the cycle of seasons, fertility, and the natural world.

They symbolize the delicate balance and interconnectedness between humans and nature, reminding us of the importance of respecting and preserving the environment.

Cultural Significance

In literature and art, fairies have inspired countless tales, poems, and paintings, capturing the imagination of generations.

They embody the sense of wonder and magic that lies within human hearts, providing a sense of escapism and enchantment.

The Mystical Magic is Hidden

Fairies, with their whimsical charm and mysterious allure, continue to mesmerize and enchant us to this day.

Whether they are mischievous tricksters or benevolent guardians, these ethereal beings serve as a reminder of the hidden realms of magic and wonder that exist beyond our everyday lives.

Exploring the history and folklore surrounding fairies allows us to delve into the rich tapestry of human imagination and connect with the mystical forces of nature.



FAIRY NAMES

For your new fairy-self, it's time to choose a name...here a list of possible names to choose!



WINGS

SPROUT

TWINKLES

CHUCKLES

SHIMMER

GIGGLE POT

FERN

LAUGHIE

RAINBOW

SWIRLY

STOMP

PETAL

STARDUST

BLOSSOM

SPARK

SEA-SEA

ARIA

LOVELY

SPRINKLES

BOPPY POPPY

FIZZLE

GNOMIE

GLOW-GLOW

TOES

GLEE

LEAFY

GLITTER

BRIGHT LIGHT

ELFIE

MOONLIGHT

PETUNIA

SHINE

WONDER

LUMINOUS

MUSIC MAKER

OCEANA

BUBBLES

DELIGHT

BRAVE WAVE

DIZZLE DAZZLE

FETE

FORESTOPOLIS

VERY MERRY



FAIRY CROWN

When a fairy wears a crown, it shows that they are a leader who cares about others, animals, and our planet.

Materials:

Cardstock or paper long enough to go around your head, double-sided sticky tape, flowers, and leaves from the garden.

Step 1: Cut the cardstock into a long strip about 2.5 inches high.

Step 2: Add long strips of double-sided sticky tape horizontally, covering most of the cardstock.

Step 3: Stick flower petals and leaves onto the crown in any way you like.

Step 4: Stick the two ends together with a piece of tape and wear it as a crown.



MAKING A FAIRY WAND

Say "Bippity Boo" as you tap someone lightly on the shoulder with your wand to grant them love, joy, wonder, and wishes.

Materials:

Star template, cardstock, long stem or branch, glitter, glue, scissors, and sticky tape. (Optional – flowers, stickers)

Step 1: Cut out your cardstock in the shape of a star.

Step 2: Stick petals and glitter to your wand.


Step 3: Tape your star to your branch or stem and decorate with stickers.




FLOWER FAIRY WINGS

Each flower has its very own flower fairy that helps it to grow and bloom. Flower fairies dance and sprinkle them with flower fairy dust. I bet that tickles the flowers and makes them giggle!


DRAW YOUR OWN SPECIAL FAIRY WINGS BELOW




RECOMMENDED LITERATURE AND MEDIA




Patrick Picklebottom and the Longest Wait
by Mr. Jay
ISBN: 978-1734598056



Backyard Fairies
by Phoebe Wahl
ISBN: B072SQS58V



Fantasia (Film)
Armstrong, S. (Director)
The Nutcracker Suite
"Waltz of the Flowers"



A Natural History of Fairies
(Folklore Field Guides)
by Emily Hawkins (Author),
Jessica Roux (Illustrator)
ISBN: 978-1786037633

LEAF ANIMALS

Materials:

Leaves, Cardstock, Glue, Sharpies, Googly Eyes

Instructions:

Find assorted leaves outside or have some silk leaves available.

Glue the leaf to the cardstock.

Look at the leaf and decide what kind of animal to make.

What is your animal missing that can be drawn or glued on?

Glue on eyes as needed and/or draw on arms, legs, ears, beak, tail, or feathers.



THE GOOD DEED FAIRY

Once you complete each good deed, check them off here:

- PLACE A SHINY COIN IN THE GARDEN FOR THE FAIRIES TO PLAY WITH
- MAKE A DRAWING AND GIVE IT TO A NEIGHBOR
- CHOOSE ONE OF YOUR TOYS TO GIVE AWAY TO CHARITY
- PLAY WITH SOMEONE NEW AT SCHOOL
- TELL A FAMILY MEMBER "I LOVE YOU!"



FAIRY TWINKLE POTION

Materials:

Water, Bowl, 2 flowers, 5 blades of grass, 10 leaves, food coloring, and glitter.

Instructions:

First, go outside to gather your flowers, grass, and leaves.

Next, place them in a bowl and fill $\frac{1}{2}$ way with water.

Then, stir them all together and add several drops of food coloring and a pinch of glitter.

Then, say this chant:

**WE MIX THESE MAGICAL INGREDIENTS OF NATURE
TOGETHER. LEND TO US YOUR PLANT POWER!**

Uses for the Potion:

- Use as perfume.
- Bottle and give as a gift.
- Water seeds, plants, or grass.

