



**RIVERSIDE COUNTY
OFFICE OF EDUCATION**

EDWIN GOMEZ, Ed.D. | County Superintendent of Schools

**FINANCIAL
LITERACY**

Initiative



#FinancialLiteracyRivCo #RCOE



Catalina Cifuentes
Executive Director,
College and Career Readiness
ccifuentes@rcoe.us

Virtual Meeting Tips

This meeting is being recorded so that others may listen to it at a later time.

Please use the chat feature to ask your questions. We will remain on to answer all of your questions.

Every effort has been made to ensure the security of this webinar from “Zoom bombers” but in the event that we experience that, please stay calm and we will resume as soon as the technical difficulties have been resolved.





Financial Literacy Initiative

- Why Financial Literacy?
- College Affordability and Planning
- Financial Planning and Goal Setting
- Budgeting, Savings, Using Credit, Buying Goods and Services
- Income and Asset Protections
- Financial Investment and Retirements
- Entrepreneurship



The background of the slide is a photograph of a classroom. A teacher with glasses is leaning over a desk, looking at a laptop screen. A student is sitting at the desk, looking at the screen. Other students are visible in the background. The entire image is overlaid with a semi-transparent orange color.

EVERFI

Riverside County Office of Education

Financial Literacy Initiative

Your EVERFI Team



Andee Hugenberg

Senior Schools Manager



ahugenberg@everfi.com



Jessica Golden

District Director



jgolden@everfi.com



Agenda

1. Introductions
2. EVERFI Overview
3. Financial Literacy
 - a. Why
 - b. Resources
4. Next Steps

EVERFI K12

With a network of 30,000+ schools and thousands of partners who share our mission, EVERFI delivers engaging digital resources, free of charge so teachers can equip students with real world skills for success beyond the classroom.

Partners + Sponsorship


Partner funding provides:

Digital Resources


Implementation

District Alignment

Annual Impact



8th Grade Social Studies		
EVERFI Resource (Curriculum Guides)	Unit Alignment	Topics Addressed
306 African American History Boycott Lesson 11: Montgomery Bus Boycott Lesson 12: The Freedom Riders Lesson 13: March on Washington 3 Lessons, 10-15 minutes each	Unit 5: Civil & Social Movements	Civil Rights <ul style="list-style-type: none"> Explores the Montgomery Bus Boycott of 1956, and the roles of Rosa Parks and Dr. Martin Luther King, Jr. in the protest. Explores circumstances, tactics, and impact of the Freedom Riders of 1961. Identify and analyze the goals of the March as articulated in Bayard Rustin's reading of "The Demands of the March." Evaluate how the demands of the March went on to inform major civil rights legislation in 1958 and 1965.
306 Continuing the Story Module 1: Unlaid Stories 1 Lesson, 10 minutes	Unit 5: Civil & Social Movements	Contemporary Social and Political Movements <ul style="list-style-type: none"> Enable students to make connections between the ongoing struggle for civil and human rights from the 1940s-1960s to present day Inclusion of Juneteenth, Affirmative Action, Protests, Marches, and current events.
Sustainability Fundamentals: Plants, Animals, Our World Lesson 1: Sustaining Global Resources 1 Lesson, 15 minutes	Unit 6: International Affairs & Challenges	Environmental Issues <ul style="list-style-type: none"> Describe the natural limits of resources, and how those limits contribute to healthy systems. Make creative choices that respect the physical law of limits to address the impact and cycle of resource usage.
FutureSmart! Middle School Personal Finance 7 Lessons, 20 minutes each	Unit 7: Economics	Financial Literacy Economic Reasoning <ul style="list-style-type: none"> Budget, opportunity cost, needs vs. wants, comparison shopping, and analyzing sources. Payment types, costs of credit, savings strategies, credit scores, and taxes. Career aspiration, ways to pay for higher education, ROI of higher education, education and training options. Simple & compound interest, liquidity, inflation. Types of investments, risk vs. return, return on investment.



Curriculum Provided at No Cost

Unlimited Student Licenses

Dedicated Regional Implementation

Team

Professional Development,

Training & On-Going

Support

EVERFI Team to Create Alignments Specific to Your Scope & Sequences

Annual Impact Report

District -Wide Knowledge Gain Data

Your Partners in Whole Child Learning



Engaging Digital Lessons



Assessments & Reporting



Local Support

Always Free.

EVERFI

Instructional Resources

**Financial
Education**

Vault
Understanding Money
4–6th Grade

**STEM & Career
Readiness**

Future Goals
**Hockey Scholar–
Math Edition**
4–7th Grade

**Social Emotional
Learning**

The Compassion Project
2nd-4th Grade

Health & Wellness

Healthier Me
Nutrition & Wellness
1st–4th Grade &
6–8th Grade

**Early Academic
Readiness**

WORD Force
A Literacy Adventure
K-2nd Grade

**Diversity, Equity &
Inclusion**

Diversity Foundations for High
School
9-12th Grade

Venture
Entrepreneurial Expedition
7–10th Grade

**Sustainability
Foundations**
5th-8th Grade

Character Playbook
Character Education
7–9th Grade

AlcoholEdu
9–12th Grade

306
Continuing the Story
8=12th Grade

Marketplaces
Investing Basics
9–12th Grade

Endeavor
**STEM Literacy &
Career Exploration**
7–9th Grade

Vaping: Know the truth
8th-12th Grade

Pathways
Financing Higher Education
9th -12th Grade

**Data Science
Foundations**
9–12th Grade

Healthcare Literacy:
Navigating Medical Care
9–12th Grade

Financial Education At Every Stage



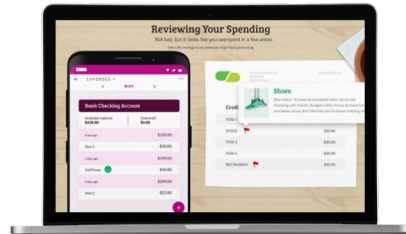
Vault:
Understanding Money
Grades 4-6



FutureSmart
Grades 6-8

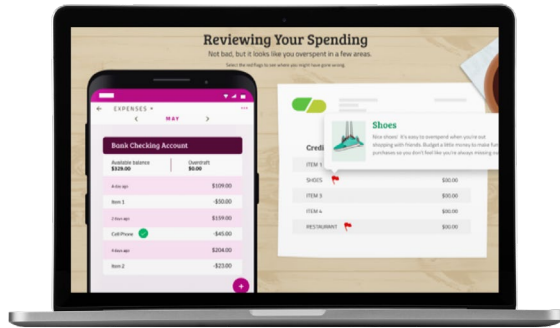


Venture:
Entrepreneurial Expedition
Grades 7-10



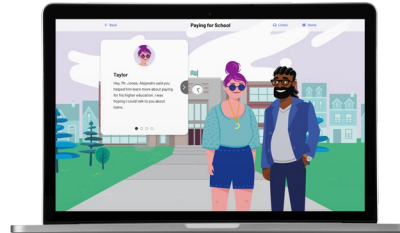
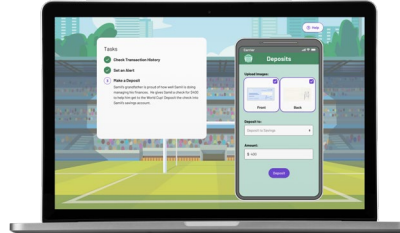
EVERFI:
Financial Literacy
Grades 9-12

High School Financial Wellness Suite



EVERFI:
Financial Literacy
Grades 9-12

EVERFI



Venture:
Entrepreneurial Expedition
Grades 7-10

Marketplaces: Investing Basics
Grades 9-12

Money Moves: Modern Banking & Identity Protection™
Grades 9-12

Pathways: Financing Higher Education
Grades 9-12



Financial Capability

Vault: Understanding Money

Grade Level: 4th-6th

Total Lessons: 5 lessons, about 15 min each

Aligns with Jump\$tart National Standards, CEE National Standards for Financial Literacy, and State Based Financial Literacy Standards, and CASEL SEL framework

Suggested Class Fit: Economics, Math, Guidance, CT

At-a-Glance

Vault: Understanding Money is a digital education program that teaches students how to make wise financial decisions and improve their socio-emotional skills. The interactive lessons will engage learners in an immersive adventure that translates financial concepts into easy to apply experiences that help students develop strategies for managing future finances.

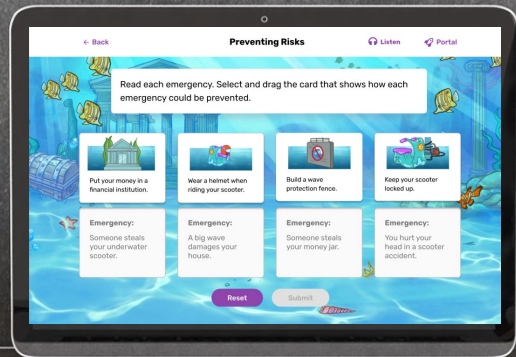
Course Highlights

- Immersive and diverse environments and characters
- Learning through problem solving
- Self-reflection and games that provide additional practice

Course Topics

- Financial Decision Making
- Budgeting and Spending
- Income and Careers
- Credit and Borrowing
- Future Planning

Also Available in French and Spanish



Student Learning Objectives

■ Average Pre-Assessment Scores ■ Average Post-Assessment Scores



Responsible Money Choices
Making decisions, short and long-term goal setting



Income and Careers
Career options, wages and salaries, taxes



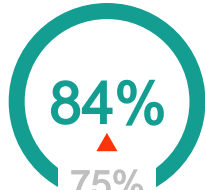
Savings and Investing
Saving and investing vehicles, role of budgeting



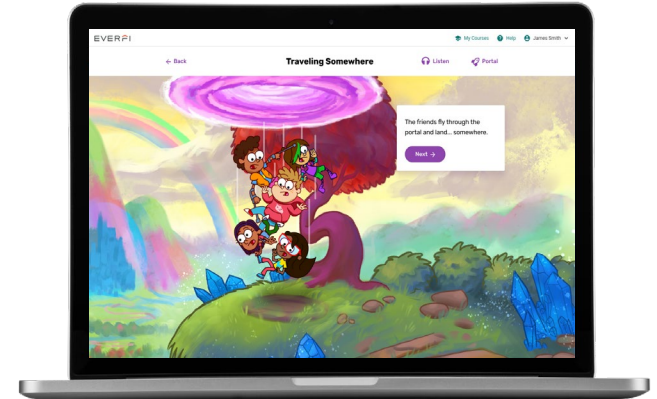
Making Plans with Money
Needs vs. wants, role of banks, smart decision making with money



Credit and Borrowing
Credit as a form of borrowing, responsible borrowing



Insurance and Safety
Risk, understanding health insurance



FutureSmart

Grade Level: 6th 8th

Total Lessons: 7 lessons, 20-25 minutes each

Aligns with state and national Jump\$tart, NCSS

Suggested Class Fit: Career Readiness, Social Studies, FACs, Guidance

Also Available in Spanish



At-a-Glance

Through a compelling storyline in which students become the Mayor of a fictional town, they are faced with the real-life financial decisions and obstacles of their citizens. By helping their citizens with everything from budgeting for some bedroom decorations to guiding someone through the college financial aid process, students build important skills that help them to become *FutureSmart*.

Course Highlights

- Simulation-based learning embedded with real-world decisions
- Companion mobile app to reinforce positive financial decisions
- Customizable and printable blueprint for their financial future

Course Topics

- Financial values and goal-setting
- Budgeting and opportunity costs
- Saving and investing
- Risk vs. return

Through a recent study, researchers found that middle school students who took FutureSmart increased their financial knowledge by 19% more than a control group of their peers, regardless of student demographics.

Youth Financial Literacy Education Increases Financial Knowledge

A Research Study of 20,000 Students Taking FutureSmart Reveals Meaningful Knowledge Gain Among 90% of Students

The Results

After analyzing all data from teachers and students in both the treatment and control groups, researchers found a significant and substantial increase in financial knowledge among students taking the course.



90%

of students saw a meaningful increase in knowledge gain after taking the financial education course.

50%

of students saw an increase of 20 points or more on their knowledge gain scores.

20%

more knowledge gain among students taking FutureSmart compared to students in the control group.

Financial Education as an Equalizer

- FutureSmart meaningfully increases financial knowledge for students consistently across all gender, racial, ethnic, and parental education backgrounds.
- Knowledge gain increases were also consistent across all implementation variables, including use of supplemental materials, timing, and pacing of the instruction.

FutureSmart Impact Research

EVERFI has partnered with the MassMutual Foundation to conduct a four-year longitudinal study on the impact of a series of free financial literacy courses. Our intent is to build and evaluate a digital learning experience that spans from middle school to high school and determine its effect on student outcomes:

- Financial behaviors
- Financial plans
- Academic outcomes
- College/Career readiness
- Parental communication

Eligibility

- A parent or guardian of a child who will start 7th or 8th grade this fall 2021
- Willing to have your child participate in a series of free digital financial education courses over the next 4 years
- Able to commit to participating in the study for the entire 4 year period and stay in contact with our research team
- [Learn More](#)

EVERFI


Financial Literacy

Grade Level: 9th -12th

Total Lessons: 7 lessons, about 20-30 min each

Aligns with Jump\$tart National Standards, CEE National Standards for Financial Literacy, and State Based Financial Literacy Standards

Suggested Class Fit: Finance, Economics, CTE, Social Studies, Business



At-a-Glance

EVERFI: Financial Literacy is a digital education program that teaches students how to make wise financial decisions to promote financial wellbeing over their lifetime. The interactive lessons will translate complex financial concepts and help students develop actionable strategies for managing their finances.

Course Highlights

- Immersive and diverse environments and characters
- Learning through problem solving
- Modern, relevant content
- Self-reflection and games that provide additional practice

Course Topics

- Banking Basics
- Income and Employment
- Budgeting
- Consumer Skills
- Managing Credit and Debt
- Financing Higher Education
- Insurance

Also Available in Spanish

Student Learning Objectives

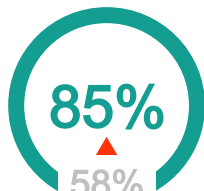
■ Average Pre-Assessment Scores

■ Average Post-Assessment Scores



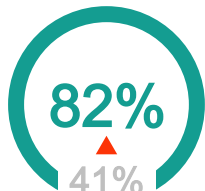
Banking Basics

Checking and saving accounts, understanding bank statements



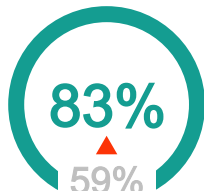
Budgeting

Spending vs. saving, reasons to budget, how to build a budget



Financing Higher Education

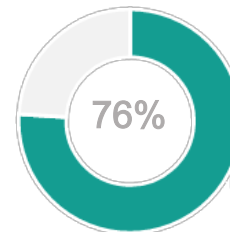
Comparing higher education options, preparing financial aid documents



Credit and Debt

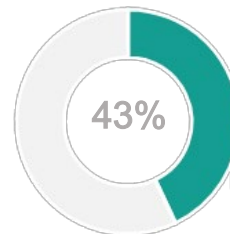
Comparing credit card features, understanding terms of loans

Financial capability is the critical link between financial literacy and financial well-being. EVERFI financial education is designed with financial capability in mind: Learners not only learn, they build confidence and begin to develop the habits they need to support long-term financial well-being.



Financial Confidence

Of students feel more prepared to manage their financial lives after taking EVERFI.



Financial Habits

Of students already had or planned to get a college savings account after taking EVERFI.

Venture Entrepreneurial Expedition

Grade Level: 7th -10th

Total Lessons: 4 lessons, 20-25 minutes each

Aligns with Jump\$tart, CEE, Common Core state standards

Suggested Class Fit: Finance, Economics, CTE, Social Studies, Business

At-a-Glance

The modern classroom requires an environment that engages, excites, and prepares. Venture guides students through their own personal journey of becoming an entrepreneur, providing them with the knowledge and skills needed to successfully run a business and craft a personal budget.

Course Highlights

- Typically based in business classes
- Personalized food truck business simulation
- Create an eportfolio - a dynamic visual representation of their business pitch and career goals

Course Topics

- Budgeting and business startup capital
- Growing a business
- Creating your business pitch



Marketplaces

Investing Basics

Grade Level: 9th-12th

Total Lessons: 5 modules, approximately 60 minutes

Aligns with CEE Economic Standards, CEE Financial Literacy Standards, National Council for SS C3 Framework, and Jump\$tart National Standards in K-12 Personal Finance

Suggested Class Fit: Finance, Economics, CTE, Social Studies, Business



At-a-Glance

Marketplaces takes an immersive approach to demystify what the financial market is and how it works. This course blends together macroeconomic and personal finance concepts to create a holistic picture of how the government, corporations, and individuals come together to create a functioning financial marketplace. Students will leave the course feeling confident about their capability to participate in the financial markets.

Course Highlights

- Five interactive modules including an investment simulation
- Offline activities that allow teachers and students to extend learning as a class or individually.

Course Topics

- Financial markets and exchanges
- The government's role in the economy
- Growing a company through financing
- Building an investment portfolio


Money Moves Modern Banking & Identity Protection™

Grade Level: 9th-12th

Total Lessons: 4 lessons, about 15-20 min each

Aligns with JumpStart National Standards, CEE National Standards for Financial Literacy, and State-Based Financial Literacy Standards

Suggested Class Fit: Homeroom, Economics, Finance, Business, FACS



At-a-Glance

Being involved in banking institutions at a young age can make a positive impact on a student's financial well-being but only a little over half of the fifteen-year-olds in the U.S. have bank accounts.

Money Moves: Modern Banking & Identity Protection helps students develop strategies for managing their finances through online and mobile banking tools. Students will learn to make wise decisions that support their current and future financial well-being, with an emphasis on safe and responsible use of virtual payment apps.

Course Highlights

- Scenario-based narrative
- Immersive and diverse environments and characters
- Learning through problem solving

Course Topics

- Introductory Financial Concepts
- Modern Digital Banking
- Identity Theft and Fraud Protection
- Peer-to-Peer Transactions


Pathways Financing Higher Education

Grade Level: 9th -12th

Total Lessons: 5 lessons, about 15-20 min each

Aligns with Jump\$tart National Standards, CEE National Standards for Financial Literacy, and State-Based Financial Literacy Standards

Suggested Class Fit: Homeroom, Economics, Finance, College Prep



At-a-Glance

Pathways:Financing Higher Education is dedicated to providing high school learners with the skills they need to make the best decisions for themselves when financing their higher education. This course will help learners understand how to evaluate the return on investment of their higher education options, make good choices when evaluating their path, and make a plan to successfully pay their education costs. The course further delves into responsible budgeting for higher education loans, repayment, and avoiding the common pitfalls of borrowing.

Course Highlights

- Scenario-based narrative
- Immersive and diverse environments and characters
- Learning through problem solving

Course Topics

- Return on Investment
- Understanding Financial Aid
- Student Loan Basics
- Budgeting for Your Loans
- Repaying Loans Responsibly

Healthcare Literacy

Grade Level: 9th -12th

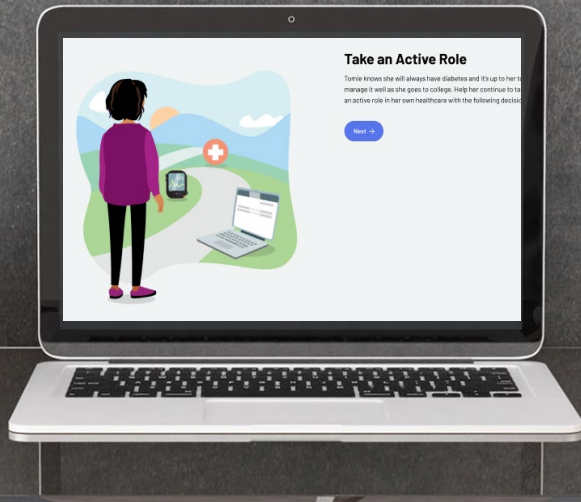
Total Lessons: 4 lessons, ~15 mins each

Course Length: 60 minutes

Subject Alignment: CTE, Health, Science

Languages: English, Spanish

Mobile -Friendly



At-a-Glance

EVERFI's two *Healthcare Literacy* courses empower students to develop health literacy skills, become advocates for their own health care, and know when and where to ask for help when making health-related decisions.

Highlights

- Scenario-based narrative
- Immersive and diverse environments and characters
- Learning through problem solving

Making Healthy Choices

- Making decisions to promote health and financial wellbeing

Navigating Medical Care

- Healthcare Coverage
- Seeking Care
- Paying for Care

EVERFI

Moving Forward

Educator Benefits

In addition to interactive digital resources aligned to your state standards, educators also receive:



Data

Real-time Reporting On
Students' Knowledge +
Growth



Lesson Tools

In-Dashboard Lesson
Plans, Discussion
Questions and
Curriculum Guides



Extension

First Access to EVERFI's
Growing Library of Digital
Curriculum, Toolkits, and
Webinars



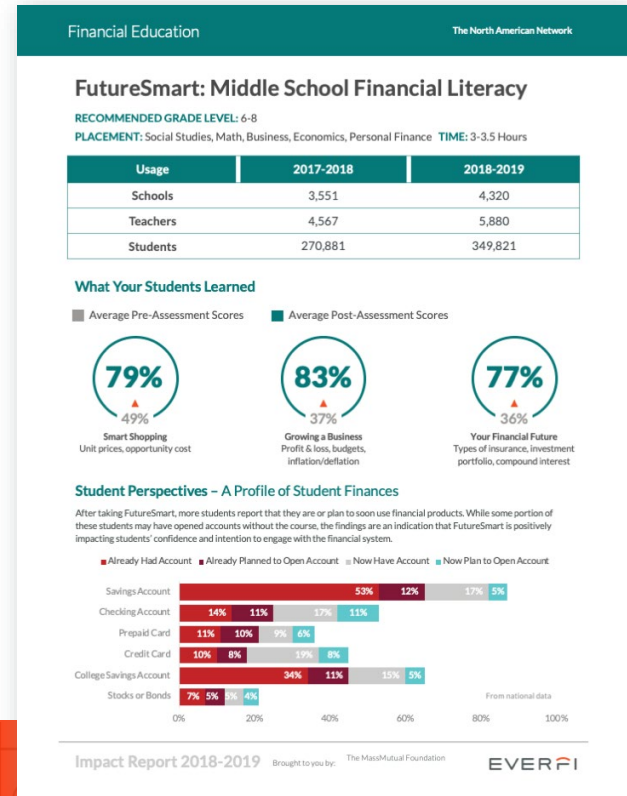
Scholarships

Student Scholarship
Opportunities

Measurable Impact

Districts receive an annual EVERFI Impact Report sharing overall knowledge gain for each resource implemented.

In addition, teachers can access student assessment data on-demand throughout the year.



Knowledge Gains

• Student Perspectives

• Learning Hours

• Schools Implementing

Moving Forward



DISTRICT

Determine Course Placement

Schedule Training Opportunities
SSO Integration

Teachers Utilize and Provide Feedback

Determine Growth Areas Through Impact Review

EVERFI

Recommendations for Course Placement + Curriculum Guide Alignment

District -Wide or 1:1 Trainings

Sponsor Engagement Opportunities + LMS/Canvas Ready Made Lessons

Provide Impact Updates to Share with Community

Your EVERFI Team



Andee Hugenberg

Senior Schools Manager



ahugenberg@everfi.com



Jessica Golden

District Director



jgolden@everfi.com

EVERFI

Getting Started

Registration

everfi.com/newteacher

- ▶ Find Your State
- ▶ Enter Your School

Register

Student

K12 Teacher

Find Your School:

Please select a state and search for your school.

State/Province

[Can't find your school?](#)

Next

Already have an account? [Login](#)

Complete Your Profile

- ▶ Complete Your Profile
- ▶ Select a Course
- ▶ Agree to Terms of Service

The screenshot shows a registration form titled "Register" with two tabs: "Student" and "K12 Teacher". The "K12 Teacher" tab is selected. The form contains the following fields:

- First Name
- Last Name
- Enter your school email address
- Create a Password
- Password Confirmation
- Show password (checkbox)
- Select a course (dropdown menu with a question mark icon)
- I agree to the [terms of service](#)

A black arrow points to the checkbox for the terms of service. A "Next" button is located at the bottom right of the form.

View the Course Catalog

The screenshot displays the EVERFI Course Catalog interface. At the top, a dark blue navigation bar contains 'HOME', 'CATALOG', and 'SUPPORT' links, along with an 'INVITE A TEACHER' button. A sidebar on the left features a '+ Add Course' button, highlighted by a black arrow. The main content area is divided into 'Featured' and 'Recently Updated' sections. The 'Featured' section includes two course cards: 'Ignition *NEW*' (marked '+ ADD') and 'EVERFI *NEW*' (marked '✓ ADDED'). The 'Recently Updated' section features three cards: 'Digital Wellness & Safety, Grades 6-9' (marked '+ ADD'), 'Financial Literacy for High School, Grades 9-12' (marked '✓ ADDED'), and 'College and Career Readiness, Grade 9-12' (marked '✓ ADDED'). A 'Future Goals' section is partially visible on the left, showing 'Grade: 5, 6, 7' and 'Subject: CTE, Math, S'. A 'REMOVE' button is visible on the right side of the interface. The EVERFI logo is present at the bottom left of the page.

HOME CATALOG SUPPORT INVITE A TEACHER

HOME CATALOG SUPPORT INVITE A TEACHER

Future Goals

Grade: 5, 6, 7
Subject: CTE, Math, S

Ignition *NEW*
Grade: 6, 7, 8, 9
Subject: CTE, Social Studies
+ ADD

EVERFI
Supported By

EVERFI *NEW*
Grade: 9, 10, 11, 12
Subject: Economics, Math, CTE
✓ ADDED

EVERFI
Supported By

Recently Updated

Digital Wellness & Safety, Grades 6-9
Ignition *NEW*
Grade: 6, 7, 8, 9
Subject: CTE, Social Studies
+ ADD

EVERFI
Supported By

Financial Literacy for High School, Grades 9-12
EVERFI *NEW*
Grade: 9, 10, 11, 12
Subject: Economics, Math, CTE
Updated and gamified - Students develop a savings and investing plan, create a budget, track expenses, and make informed financial decisions.
✓ ADDED

EVERFI
Supported By

College and Career Readiness, Grade 9-12
Keys To Your Future
Grade: 12, 9, 10, 11
Subject: Advisory Period, Counseling, CTE, Social Studies
Empower students to make informed, goal-oriented decisions about their futures whether preparing for higher-education or embarking on a career.
✓ ADDED

UBS Financial Education Program
Supported By

X REMOVE

and applications of

EVERFI

Creating Your Class Codes

The screenshot displays the EVERFI web application interface. At the top, the EVERFI logo is on the left, and user information (Help, Eric Johnson) is on the right. A navigation bar includes links for HOME, CATALOG, and SUPPORT, along with an INVITE A TEACHER button. Below this, a secondary navigation bar highlights COURSES, with other options like CLASSES, STUDENTS, and REPORTS. A prominent blue button labeled '+ Add Course' is visible. The main content area features two course cards. The first card, titled 'Financial Literacy for High School, Grades 9-12', includes the text 'EVERFI *NEW*', grade levels 'Grade: 10, 11, 12, 9', and subject 'Subject: CTE, Economics, Financial Education, Math'. It features three buttons: 'CREATE CLASS' (highlighted with a green arrow), 'VIEW COURSE', and 'RESOURCES', and a 'REMOVE' link. Below the course title is the 'Course Details' section, which describes the program as a digital financial education tool. The second card, titled 'Digital Wellness & Safety, Grades 6-9', includes the text 'Ignition *NEW*', grade levels 'Grade: 6, 7, 8, 9', and similar 'CREATE CLASS', 'VIEW COURSE', 'RESOURCES', and 'REMOVE' options. The EVERFI logo with 'Supported By' text is also present on the first course card.

Creating Your Class Codes

The screenshot displays the EVERFI teacher interface. A modal window titled "Registration Code" is open, showing three registration codes with their respective descriptions and "Copy" buttons:

- Registration Code for All Courses:** 5aeb1962. Description: Students who register using this code will see all courses in this class.
- Hide Registration Code for Individual Courses:** 584f60b0. Description: Students who register using individual registration codes will only see one course.
- Registration Code for Endeavor:** 584f60b0.
- Registration Code for EVERFI *NEW*:** fd0a1cd3.

The background interface includes a navigation bar with "HOME", "CATALOG", and "SUPPORT" links, a "Create Class" button, and a "REGISTRATION CODE" section with "Edit" and "Hide" options. The user's name "Eric Johnson" is visible in the top right corner.

Viewing Created Classes

The screenshot displays the EVERFI user interface for viewing created classes. At the top, the EVERFI logo is on the left, and 'Help' and 'Eric Johnson' are on the right. A navigation bar includes 'HOME', 'CATALOG', and 'SUPPORT' on the left, and 'INVOKE A TEACHER' on the right. Below this, a secondary navigation bar has 'COURSES', 'CLASSES' (underlined), 'STUDENTS', and 'REPORTS'. A 'Create Class' button is on the left, and a dropdown menu set to 'All Courses' with a 'Show All Classes' link is on the right. The main content area lists two classes:

- Eric's Homeroom Advisory 2**
Courses: Endeavor, EVERFI *NEW*
Buttons: REGISTRATION CODE, Edit, Hide
- Eric's Homeroom Advisory**
Courses: Endeavor, EVERFI *NEW*
Buttons: REGISTRATION CODE, Edit, Hide

Two black arrows point to the 'REGISTRATION CODE' buttons for each class. The word 'Students' is visible below the buttons for each class. A small inset image of a mobile device is visible in the bottom right corner of the screenshot.

Dive Into the Course Experience

The screenshot displays a web interface for course management. At the top, a dark blue navigation bar contains links for HOME, CATALOG, and SUPPORT, along with an 'INVITE A TEACHER' button. Below this, a secondary blue bar features tabs for COURSES, CLASSES, STUDENTS, and REPORTS. The main content area shows a 'Financial Literacy for High School, Grades 9-12' course card. The card includes the title 'EVERFI - Classic', the grade levels 'Grade: 9, 10, 11, 12', and the subject 'Subject: Economics, Math, CTE'. It also features three buttons: 'CREATE CLASS', 'VIEW COURSE', and 'RESOURCES'. A black arrow points to the 'VIEW COURSE' button. Below the buttons, the text 'Course Details' is followed by a description: 'Teach students about banking, budgeting, saving, FAFSA and investing. (A newer version of this course is available.)'. The EVERFI logo and 'Supported By' text are located at the bottom left of the card. A 'REMOVE' button is visible in the top right corner of the card area.

View Teacher Resources

The screenshot displays the EVERFI website interface. At the top right, there are links for 'Help' and the user 'Cory Benavente'. A 'Resources' modal window is open in the center, listing the following items:

- Reflection Questions
- Glossary
- Module 4: Investing in You - Lesson Plan
- Standards Alignment
- Module 3: Ways to Pay - Transaction Type Worksheet
- Module 2: Smart Shopping - Celebration Budget Worksheet
- Curriculum Guide
- Course Outline
- Module 1: Welcome Mayor! - Lesson Plan
- Module 4: Investing in You - College and Career Planning Worksheet
- Module 4: Investing in You - Assessment Answer Key
- Module 5: Growing a Business - Lesson Plan
- Module 5: Growing a Business - Building a Business

The background shows two course cards:

- The Compassion Project**
Grade: 2, 3, 4
Subject: ELA, Morning Meeting
Supported By: Palace
- FutureSmart**
Grade: 6, 7, 8
Subject: Business, Economics, Social Studies
Supported By: Palace

Viewing Student Progress

The screenshot displays the EverFI user interface. At the top, a dark blue navigation bar contains icons and text for 'HOME', 'CATALOG', and 'SUPPORT'. On the right side of this bar is a button labeled 'INVITE A TEACHER'. Below this is a secondary blue navigation bar with tabs for 'COURSES', 'CLASSES', 'STUDENTS', and 'REPORTS'. A black arrow points to the 'REPORTS' tab. Underneath the navigation bars is a white area with a blue button labeled '+ Add Course'. The main content area features a dark blue header for the course 'Hockey Scholar - Math, Grade 5-7'. Below this, the course title 'Future Goals - Math' is shown in blue. To the right of the title are two buttons: a green 'CREATE CLASS' button and a blue 'RESOURCES' button. Further right is a blue 'X REMOVE' link. Below the title, the course details are listed: 'Grade: 5, 6, 7' and 'Subject: CTE, Math, Science'. At the bottom left, there are logos for the NHL and NHLPA, with the text 'FUTURE GOALS' and 'POWERED BY EVERFI' above the phrase 'Supported By'. To the right of these logos, the 'Course Details' section begins with the text: 'Math & engineering concepts come to life through the fast-paced game of hockey. Explore real world applications of STEM through sports.'

Viewing Student Progress

HOME CATALOG SUPPORT INVITE A TEACHER

COURSES CLASSES STUDENTS REPORTS

Report ▾

- Ignition *NEW*
- EVERFI *NEW*
- Keys To Your Future
- The Compassion Project
- FutureSmart
- 306

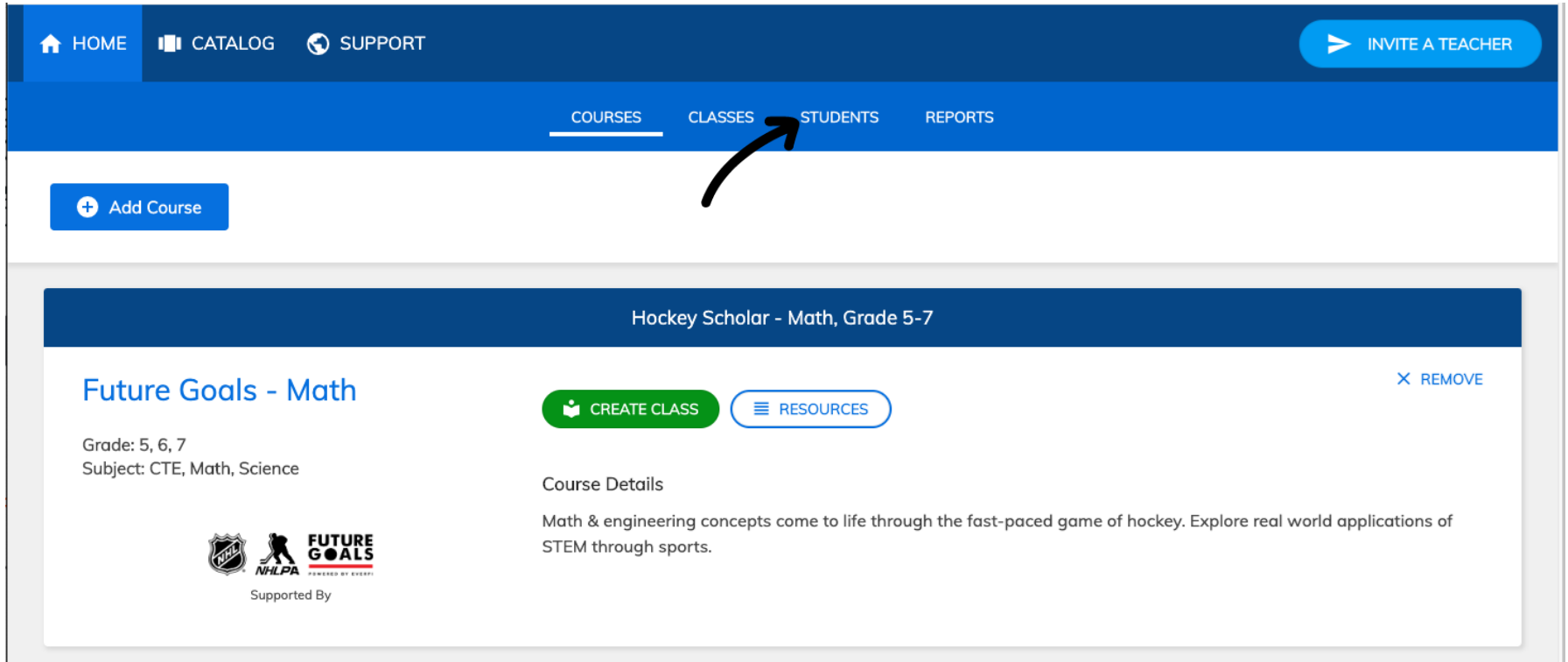
All EVERFI *NEW* Classes Certified and Not Certified e Hidden Students This Year

Search by Name

Showing 1 to 2 of 2 entries Previous 1 Next Save as CSV

Details	First Name	Last Name	Login	Banking Basics	Banking Basics	Budgeting	m05-a05-p02	m05-a07	Income and Em...	Credit and Debt	Certified
View	Justin	Windholtz	cbenavente+l...								NO
View	Roshi	Razavi	cbenavente+t...								NO

Editing Student Profiles



The screenshot displays the EverFI user interface. At the top, there is a navigation bar with 'HOME', 'CATALOG', and 'SUPPORT' links, and an 'INVITE A TEACHER' button. Below this is a secondary navigation bar with 'COURSES', 'CLASSES', 'STUDENTS', and 'REPORTS' tabs. A black arrow points to the 'STUDENTS' tab. On the left side, there is a '+ Add Course' button. The main content area shows a course titled 'Hockey Scholar - Math, Grade 5-7'. Underneath, there is a card for 'Future Goals - Math' with a 'REMOVE' link. The card includes 'CREATE CLASS' and 'RESOURCES' buttons, course details, and logos for NHL and NHLPA.

HOME CATALOG SUPPORT INVITE A TEACHER

COURSES CLASSES STUDENTS REPORTS

+ Add Course

Hockey Scholar - Math, Grade 5-7

Future Goals - Math X REMOVE

CREATE CLASS RESOURCES

Grade: 5, 6, 7
Subject: CTE, Math, Science

Course Details

Math & engineering concepts come to life through the fast-paced game of hockey. Explore real world applications of STEM through sports.

Supported By

NHL NHLPA FUTURE GOALS POWERED BY EVERFI

Editing Student Profiles

HOME CATALOG SUPPORT INVITE A TEACHER

COURSES CLASSES STUDENTS REPORTS

+ Add Students All Cohorts Current Students Exclude Hidden Students

Name	Login	Class Name	Status	Actions
Benavente, Cory	cbenavente+classtest3@everfi.com	Kline Period 2	Not Certified	Edit Change Class Hide
Jahn, Charlotte	cbenavente+classtest2@everfi.com	Benavente Period 6	Not Certified	Edit Change Class Hide
Jahn, Charlotte	cbenavente+classtest2@everfi.com	Benavente Period 6	Not Certified	Edit Change Class Hide
Razavi, Roshi	cbenavente+triplestest@everfi.com	Wagner Period 6	Not Certified	Edit Change Class Hide
Razavi, Roshi	cbenavente+triplestest@everfi.com	Wagner Period 6	Not Certified	Edit Change Class Hide
Razavi, Roshi	cbenavente+triplestest@everfi.com	Wagner Period 6	Not Certified	Edit Change Class Hide
Wagner, Zach	cbenavente+classtest1@everfi.com	Benavente Period 6	Not Certified	Edit Change Class Hide

Navigating Your Home Screen

The screenshot displays the EverFI Teacher Support Center home screen. At the top, a dark blue navigation bar contains the following elements from left to right: a home icon and the text 'HOME', a home icon and the text 'HOME', a catalog icon and the text 'CATALOG', a support icon and the text 'SUPPORT', and a button labeled 'INVITE A TEACHER'. Below the navigation bar is a large blue banner featuring a yellow hand emoji and the text 'Welcome to the Teacher Support Center' and 'We are here to help!'. The main content area below the banner consists of two white cards. The left card is titled 'School Manager' and includes a gear icon, the text 'Your school manager can help and answer implementation questions and share best practices.', and a contact link for Cory Benavente. The right card is titled 'Scholarship Opportunities' and includes a graduation cap icon, the text 'Learn about scholarship opportunities for your students', and a link to learn more. Four black arrows point to the 'CATALOG' menu item, the 'INVITE A TEACHER' button, the 'School Manager' card, and the 'Scholarship Opportunities' card.

HOME HOME CATALOG SUPPORT INVITE A TEACHER

Welcome to the Teacher Support Center
We are here to help!

School Manager
Your school manager can help and answer implementation questions and share best practices.
Cory Benavente - cbenavente@everfi.com

Scholarship Opportunities
Learn about scholarship opportunities for your students
Click here to learn about scholarship opportunities for your students

Student Registration

everfi.com/register

- ▶ Enter Course Code

Register

Student/Learner

K12 Teacher

Registration Code



Next

Already have an account? [Login](#)

Your Student Profile

- ▶ Enter Birthdate
- ▶ Complete Profile
 - Unique Username
 - Password
 - 6 characters
 - 1 special character or number
- ▶ Agree to Terms of Service

Register

Student/Learner | K12 Teacher

Birthdate: Month [v] Day [v] Year [v]

First Name [] Last Name []

Email Address (optional) []

Username [?]

Create a Password []

Retype Password []

Show password

I agree to the [terms of service](#)

Next


Already have an account? [Login](#)

EVERFI

Getting Started Clever

Clever Teacher Registration

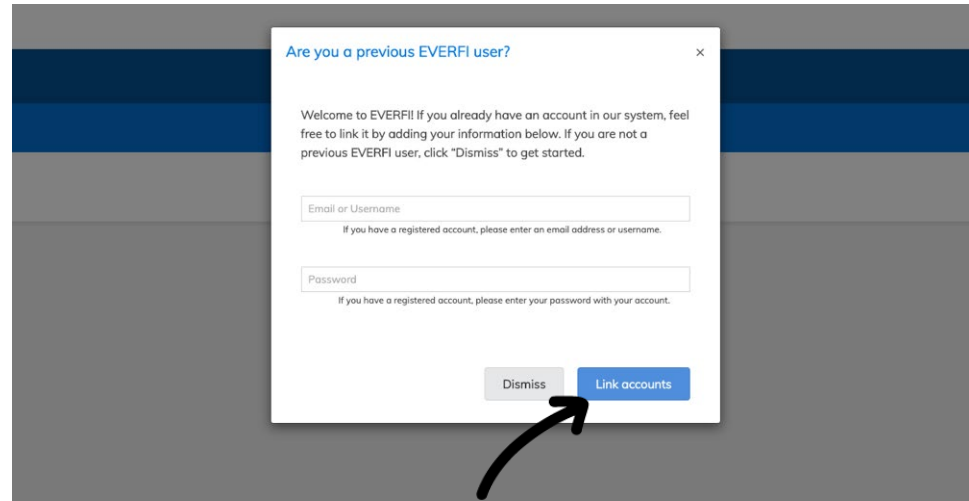
1. Go to <<PORTALNAME>>
2. Click on the Clever app
3. Click on the EVERFI app



Link Accounts

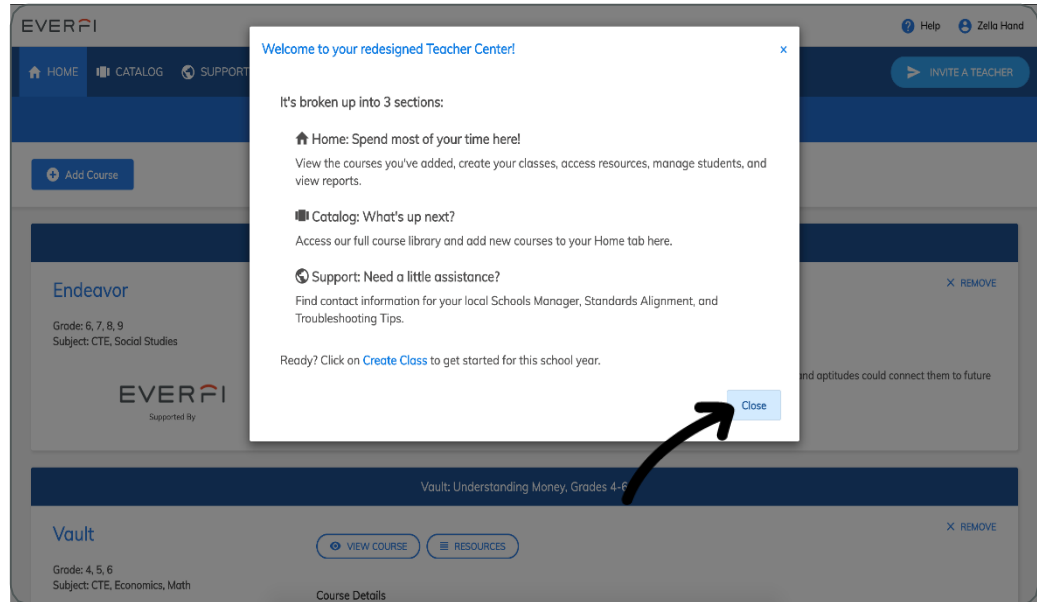
- ▶ Previous user?
 - Type in current EVERFI username and password
 - This brings your courses and classes from a previous EVERFI account to your Clever account

- ▶ “Dismiss” if new user



The Teacher Dashboard

- ▶ **First time logging on?**
You may get a welcome message or a message to link a previous account. Click close or dismiss.



View the EVERFI Course Catalog

The screenshot displays the EVERFI Course Catalog website. The top navigation bar includes 'HOME', 'CATALOG', and 'SUPPORT' on the left, and 'INVOKE A TEACHER' buttons on the right. A blue 'Add Course' button is highlighted on the left sidebar with a black arrow. The main content area is divided into 'Featured' and 'Recently Updated' sections. The 'Featured' section contains two course cards: 'Ignition *NEW*' (with a '+ ADD' button and an arrow pointing to it) and 'EVERFI *NEW*' (with a '✓ ADDED' button). The 'Recently Updated' section contains three course cards: 'Digital Wellness & Safety, Grades 6-9' (with 'Ignition *NEW*' and '+ ADD' button), 'Financial Literacy for High School, Grades 9-12' (with 'EVERFI *NEW*' and '✓ ADDED' button), and 'College and Career Readiness, Grade 9-12' (with 'Keys To Your Future' and '✓ ADDED' button). A 'Future Goals' section is partially visible on the left, and a 'REMOVE' button is visible on the right sidebar. The EVERFI logo is present at the bottom left of the page.

HOME CATALOG SUPPORT INVOKE A TEACHER

HOME CATALOG SUPPORT INVOKE A TEACHER

Future Goals

Grade: 5, 6, 7
Subject: CTE, Math, S

Ignition *NEW*

+ ADD

Grade: 6, 7, 8, 9
Subject: CTE, Social Studies

EVERFI
Supported By

EVERFI *NEW*

✓ ADDED

Grade: 9, 10, 11, 12
Subject: Economics, Math, CTE

EVERFI
Supported By

Recently Updated

Digital Wellness & Safety, Grades 6-9

Ignition *NEW*

+ ADD

Grade: 6, 7, 8, 9
Subject: CTE, Social Studies

Teach modern digital health concepts like digital emotional intelligence, digital dependency, and evaluating content for accuracy & perspective.

EVERFI
Supported By

Financial Literacy for High School, Grades 9-12

EVERFI *NEW*

✓ ADDED

Grade: 9, 10, 11, 12
Subject: Economics, Math, CTE

Updated and gamified - Students develop a savings and investing plan, create a budget, track expenses, and make informed financial decisions.

EVERFI
Supported By

College and Career Readiness, Grade 9-12

Keys To Your Future

✓ ADDED

Grade: 12, 9, 10, 11
Subject: Advisory Period, Counseling, CTE, Social Studies

Empower students to make informed, goal-oriented decisions about their futures whether preparing for higher-education or embarking on a career.

UBS Financial Education Program
Supported By

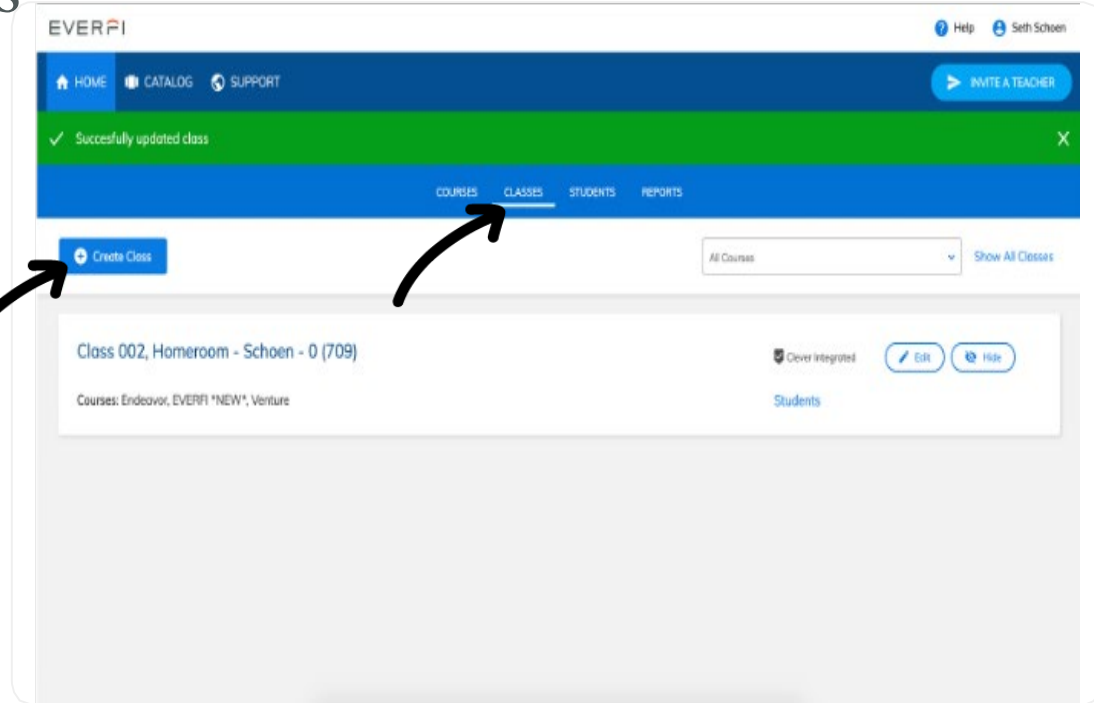
X REMOVE

and applications of

EVERFI

Creating Your Classes

- ▶ Click on the “Classes tab”
- ▶ Click “+Create Class”



Creating Your Classes

- ▶ Select Synced Section from Dropdown
- ▶ Add multiple EVERFI Courses to one section/roster!
- ▶ Click “Create” to create course.

The screenshot shows the 'Create Class' interface in the EVERFI system. At the top left is the EVERFI logo, and at the top right are links for 'Help' and 'Seth Schoen'. Below the header is a blue 'Create Class' button. The main form contains three sections: 'Class Size' with a dropdown menu set to 'Fewer than 15'; 'Grade Level' with a dropdown menu set to '9th x'; and 'Courses' with the subtext 'Add courses to this class'. Under the 'Courses' section, there are two course selection buttons: 'Endeavor' and 'EVERFI *NEW*'. At the bottom of the form is a blue 'Add Courses' button. Three black arrows point to the 'Class Size' dropdown, the 'Create' button at the top right, and the 'Add Courses' button at the bottom.

Successfully updated class

Create Class

All Courses Show All Classes

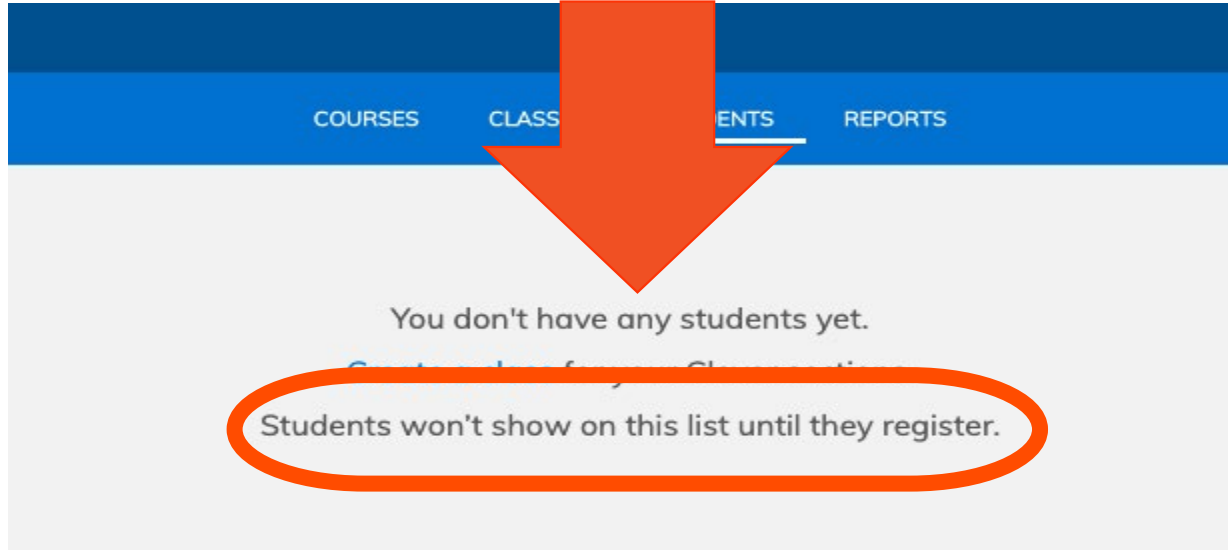
Class 002, Homeroom - Schoen - 0 (709)

Clever Integrated Edit Hide

Courses: Endeavor, EVERFI *NEW*, Venture

Students

Creating Your Classes



EVERFI

DRIVING SOCIAL IMPACT THROUGH EDUCATION

Money Matters: Digital Financial Literacy Curriculum for Students

Jessica Golden, M.Ed.
Senior Director, K-12 Programs





**RIVERSIDE COUNTY
OFFICE OF EDUCATION**

EDWIN GOMEZ, Ed.D. | County Superintendent of Schools

**FINANCIAL
LITERACY**

Initiative



#FinancialLiteracyRivCo #RCOE